

PASSPORT

SÖLÖ, SL & GT SERIES TRAVEL TRAILERS



KEYSTONE
RV COMPANY

CAMP BETTER



PASSPORT 2870RL



PASSPORT 2221BH



PASSPORT 2221BH

2023 PASSPORT | EXCEPTIONAL FEATURES

- BEST-IN-CLASS INTERIOR & EXTERIOR STORAGE
- ONE-PIECE ALPHA SUPER FLEX TPO MEMBRANE ROOF W/ LIFETIME WARRANTY
- HEATED AND ENCLOSED UNDERBELLY FOR EXTENDED SEASON CAMPING
- POWER STABILIZER JACKS, TONGUE JACK, AND AWNING W/ LED LIGHTS
- TIRE PRESSURE MONITORING SYSTEM PREP
- MOR/RYPDE STEP ABOVE™ ENTRY STEPS
- LCI® SOLID STEP® ENTRY STEPS (WE MODELS)
- HYPERDECK™ WATER-RESISTANT FLOOR
- EXTERIOR CONVENIENCE CENTER
- BLADE™ HIGH-PERFORMANCE AIR HANDLING SYSTEM
- **NEW** GIRARD TANKLESS WATER HEATER
- CONNEXX 12V TV W/ SOUND BAR, BUILT-IN RECEIVER & BLUETOOTH™
- JBL EXTERIOR SPEAKERS
- CARPETLESS FLOORING
- CENTRAL VACUUM ON GT MODELS
- DEEP FARMHOUSE-STYLE STAINLESS STEEL SINK
- RESIDENTIAL, 60" X 80" QUEEN-SIZED BED
- SOLARFLEX 200 AND 400i SOLAR POWER PACKAGES W/ OPTIONAL DRAGONFLY ENERGY LITHIUM-ION BATTERIES
- GRIDDLE COOKTOP IN CAMP KITCHEN MODELS



I have been searching for a few years for a new RV that had a floor plan that worked for my family and was light enough to be towed by my Jeep. I found that in the Passport SL 229RK and more! Not only did the 229RK have a fantastic floor plan for our needs, but it came standard with a power jack, awning, as well as solar! At 5100 lbs. I could pull it with my Jeep with ease. With Keystone, I know I have a quality-built RV even at this price point.

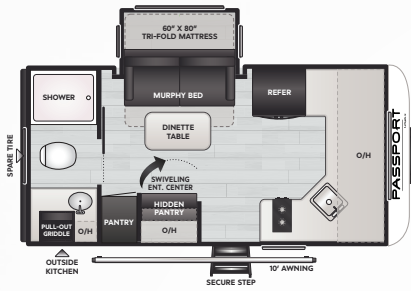
JENNIFER — **PASSPORT 229RK OWNER**

SCAN HERE FOR A SHORT VIDEO FROM PASSPORT'S PRODUCT MANAGER, CHANDLER TENNEY



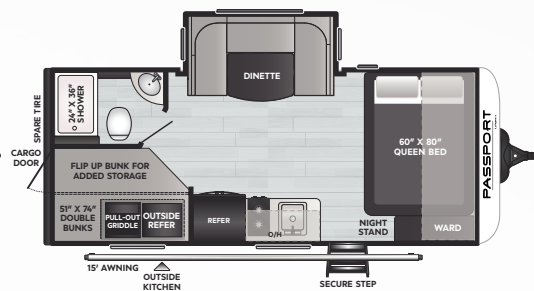
VISIT OUR WEBSITE FOR PHOTOS, 360° TOURS, AND FULL PRODUCT DETAILS





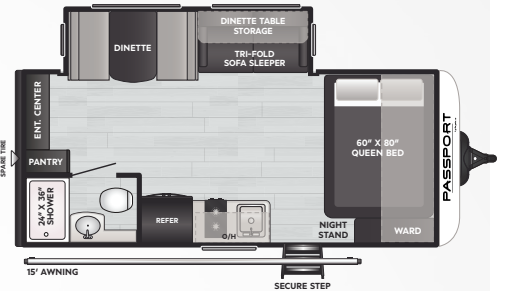
15FK | WEIGHT 4410 | LENGTH 19' 5"

SÖLÖ SERIES ▪ FRONT KITCHEN, SINGLE-SLIDE, W/ MURPHY BED



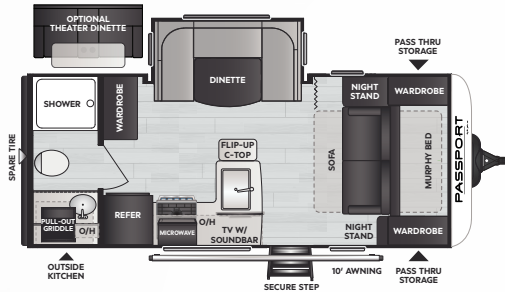
18BH | WEIGHT 4530 | LENGTH 22' 10"

SÖLÖ SERIES ▪ BUNKHOUSE W/ DINETTE SLIDE, OUTSIDE KITCHEN



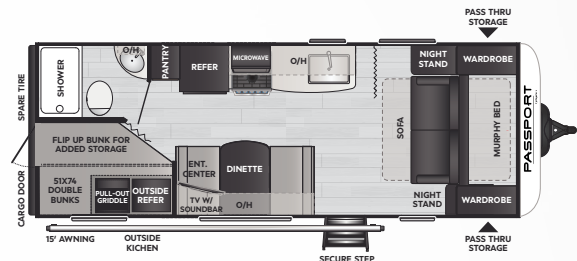
18RB | WEIGHT 4635 | LENGTH 22' 2"

SÖLÖ SERIES ▪ SUPER SLIDE, REAR BATH, COUPLES COACH



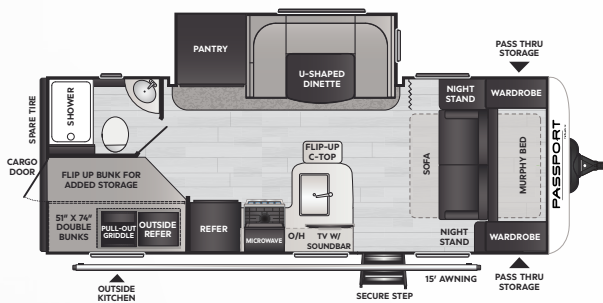
189RB/WE | WEIGHT 4825 | LENGTH 23' 1"

SL SERIES ▪ REAR BATH, SINGLE-SLIDE, COUPLE'S COACH W/ OUTSIDE KITCHEN



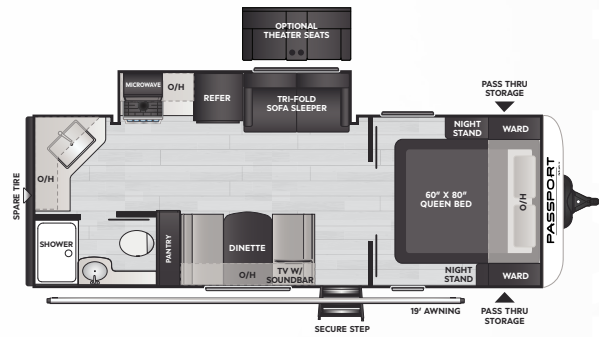
219BH/WE | WEIGHT 4728 | LENGTH 25' 10"

SL SERIES ▪ BUNKHOUSE W/ MURPHY BED & OUTSIDE KITCHEN



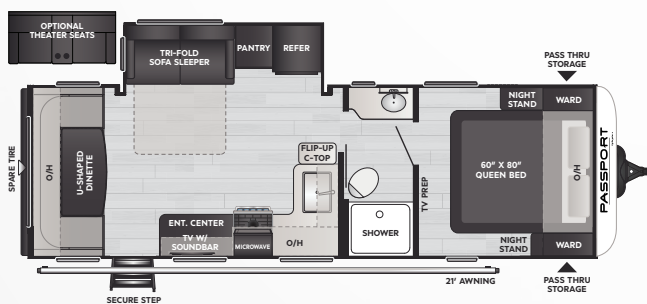
221BH/WE | WEIGHT 5219 | LENGTH 26' 4"

SL SERIES ▪ BUNKHOUSE W/MURPHY BED, DINETTE SLIDE & OUTSIDE KITCHEN



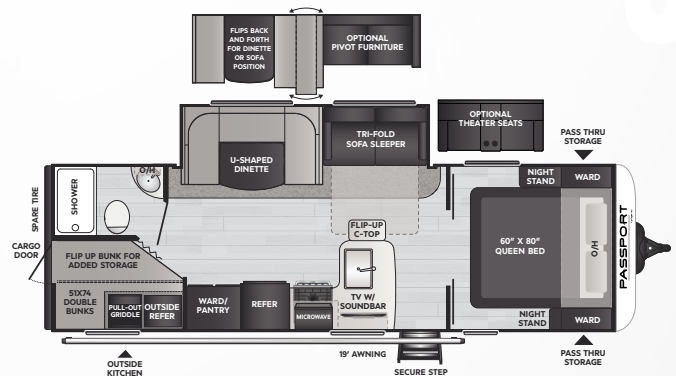
229RK/WE | WEIGHT 5227 | LENGTH 27' 3"

SL SERIES ▪ REAR KITCHEN W/ 80"X60" QUEEN BED, PRIVATE BEDROOM



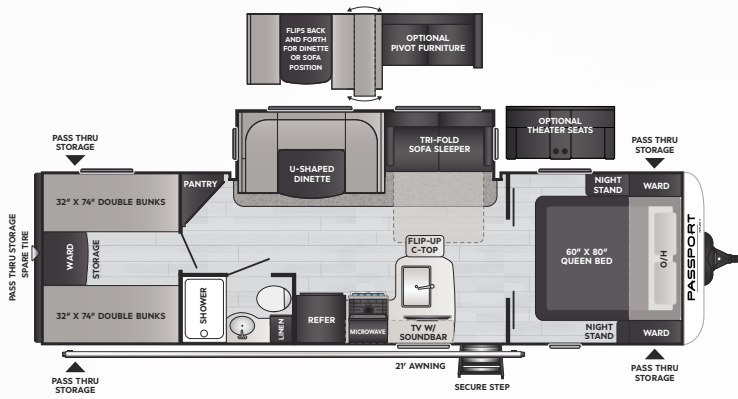
252RD/WE | WEIGHT 5555 | LENGTH 29' 9"

SL SERIES ▪ LARGE REAR DINETTE W/CROSS HALL BATHROOM



268BH/WE | WEIGHT 5862 | LENGTH 30' 10"

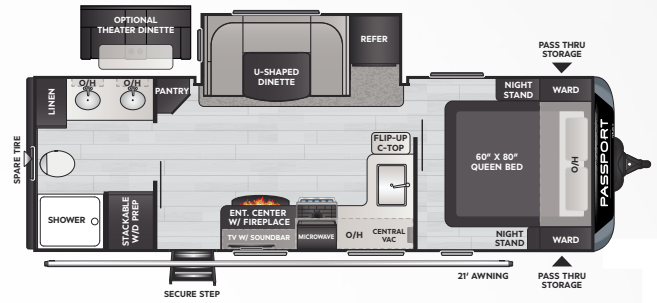
SL SERIES ▪ SUPER-SLIDE BUNKHOUSE W/ 60" X 80" QUEEN BED & OUTSIDE KITCHEN



282QB/WE

WEIGHT 6166 | LENGTH 33' 3"

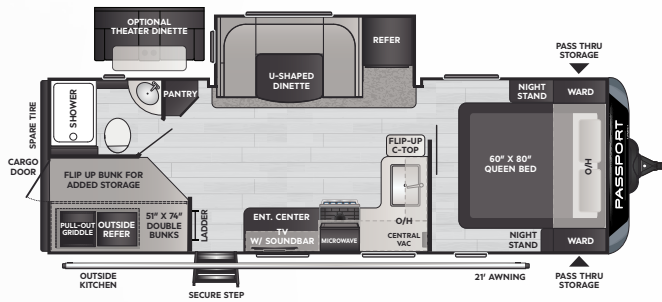
SL SERIES • QUAD BUNKHOUSE W/ SUPER SLIDE & 3-WAY REAR STORAGE



2400RB/WE

WEIGHT 5745 | LENGTH 29' 2"

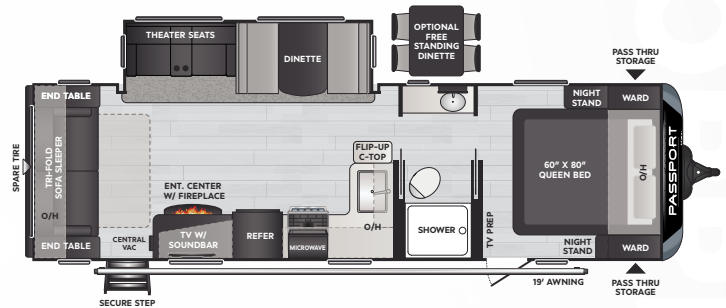
GT SERIES • REAR BATH, 60 X 80 QUEEN BED, DOUBLE VANITY, W/D PREP



2401BH/WE

WEIGHT 5670 | LENGTH 29' 3"

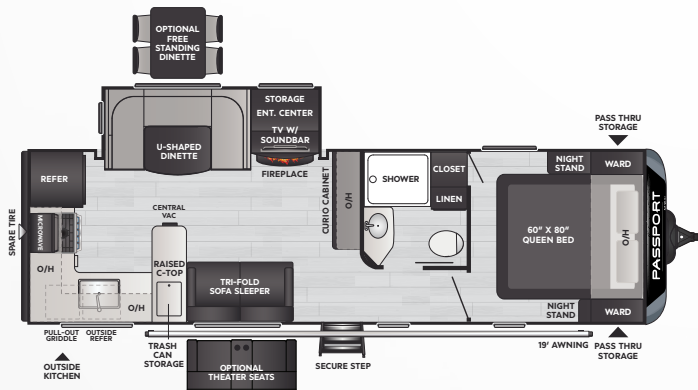
GT SERIES • BUNKHOUSE W/ DINETTE SLIDE, OUTSIDE KITCHEN & PRIVATE BEDROOM



2700RL

WEIGHT 6380 | LENGTH 32' 3"

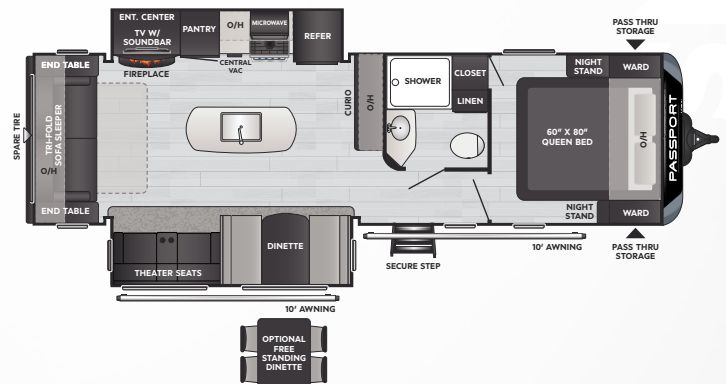
GT SERIES • REAR LIVING W/SUPER SLIDE AND CROSS HALL BATH



2704RK/WE

WEIGHT 6405 | LENGTH 31' 11"

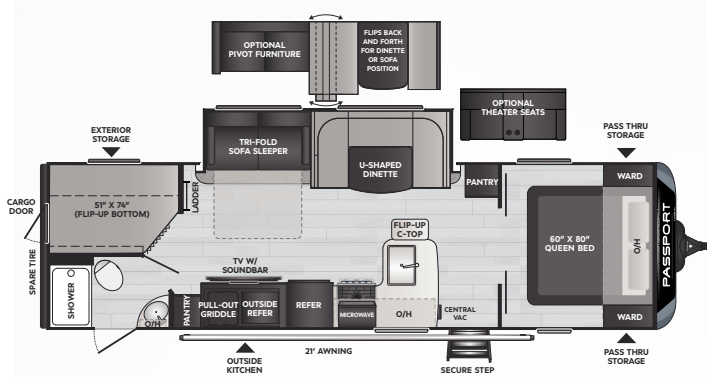
GT SERIES • REAR KITCHEN W/ DINETTE SLIDE & OUTSIDE KITCHEN



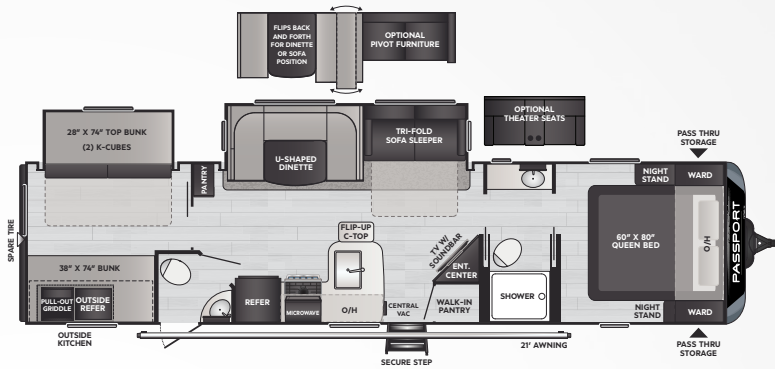
2870RL

WEIGHT 6962 | LENGTH 33' 0"

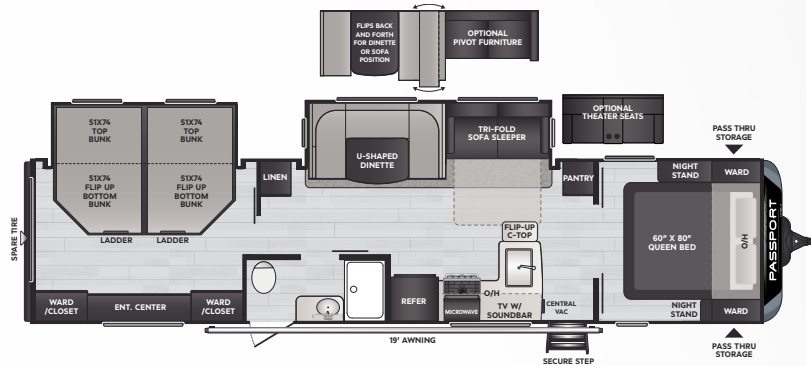
GT SERIES • OPPOSING SLIDE REAR LIVING W/ ISLAND KITCHEN



2951BH/WE | WEIGHT 6430 | LENGTH 33' 8" |
GT SERIES ■ BUNK HOUSE W/SUPER SLIDE & OUTSIDE KITCHEN




3352BH | WEIGHT 7665 | LENGTH 38' 3" |
GT SERIES ■ BATH-N-HALF BUNKHOUSE W/OUTSIDE KITCHEN



3401QD | WEIGHT 7850 | LENGTH 39' 3" |
GT SERIES ■ PRIVATE QUAD BUNK W/ DUAL ENTRANCE & SUPER SLIDE

WE = OREGON PRODUCTION MODEL, SPECIFICATIONS MAY VARY SLIGHTLY

MODEL	WEIGHT	CARRYING CAPACITY	HITCH WEIGHT	FRESH WATER**	WASTE WATER	GRAY WATER	LPG	LENGTH*	WIDTH	HEIGHT	AWNING
15FK	4410	1240	595	37	30	30	20	19' 5"	8'	10' 4"	10'
18BH	4530	970	405	37	30	30	20	22' 10"	8'	10' 4"	15'
18RB	4635	1055	590	37	30	30	20	22' 2"	8'	10' 4"	15'
189RB	4825	1605	615	37	30	30	40	23' 1"	8'	10' 4"	10'
219BH	4728	1702	535	37	30	30	40	25' 10"	8'	10' 4"	15'
221BH	5219	1781	685	37	30	60	40	26' 4"	8'	10' 8"	15'
229RK	5227	1973	575	37	30	30	40	27' 3"	8'	10' 8"	19'
252RD	5555	1645	795	37	30	60	40	29' 9"	8'	10' 8"	21'
268BH	5862	1338	595	37	30	60	40	30' 10"	8'	10' 8"	19'
282QB	6166	1534	750	37	30	60	40	33' 3"	8'	10' 8"	21'
240ORB	5745	1855	635	37	38	76	40	29' 2"	8'	10' 8"	21'
2401BH	5670	1930	685	37	38	76	40	29' 3"	8'	10' 8"	21'
2700RL	6380	1820	760	37	38	76	40	32' 3"	8'	10' 8"	19'
2704RK	6405	1795	660	37	38	76	40	31' 11"	8'	10' 8"	19'
2870RL	6962	1638	860	37	38	76	40	33' 0"	8'	11' 2"	10'/10'
2951BH	6430	1770	760	37	38	76	40	33' 8"	8'	11' 2"	21'
3352BH	7665	1835	950	37	76	76	40	38' 3"	8'	11' 1"	21'
3401QD	7850	1820	980	37	38	76	40	39' 3"	8'	11' 2"	21'
189RBWE	4660	1770	490	54	38	38	40	23' 1"	8'	10' 2"	10'
219BHWE	4713	1717	540	54	38	38	40	25' 10"	8'	10' 2"	15'
221BHWE	5192	1808	670	54	38	76	40	26' 4"	8'	10' 8"	15'
229RKWE	5178	2022	590	54	38	38	40	27' 3"	8'	10' 8"	19'
240ORBWE	5739	1861	630	54	38	76	40	29' 2"	8'	10' 10"	21'
2401BHWE	5740	1860	720	54	38	76	40	29' 3"	8'	10' 10"	21'
252RDWE	5420	1780	640	54	38	76	40	29' 9"	8'	10' 8"	21'
268BHWE	5774	1426	580	54	38	76	40	30' 11"	8'	10' 8"	19'
2704RKWE	6336	1864	660	54	38	38	40	31' 11"	8'	10' 8"	19'
282QBWE	6100	1600	780	54	38	76	40	33' 3"	8'	10' 8"	21'
2951BHWE	6290	1510	760	54	38	76	40	33' 8"	8'	11' 2"	21'



TAKE CHARGE OF HOW YOU CAMP

EXCEPTIONAL QUALITY, IMPOSSIBLY VERSATILE, SolarFlex™ IS SHATTERING CUSTOMER'S EXPECTATIONS OF FACTORY-INSTALLED SOLAR POWER. EXCLUSIVELY AVAILABLE ON ALL KEYSTONE RV MODELS.




Relieve battery anxiety with legendary Lithium-ion deep cycle batteries – the ultimate replacement for lead acid. Lightweight, reliable, and longer-lasting, Dragonfly Energy batteries are made in the USA and available exclusively from Keystone RV and authorized dealers.

MY KEYSTONE OWNER'S APP

THE ONLY APP YOU'LL NEED...

» MANUALS & QUICK START GUIDES

» HOW-TO VIDEOS



» FIRST-TIME CAMPER'S ADVICE

» ACCESS TO YOUR RV'S MOBILE APPS

Available for iOS and Android devices.



FOLLOW US FOR THE LATEST!



DISCLAIMER: Product information is as accurate as possible as of the date of publication of this brochure. All features, floor plans, and specifications in this brochure are subject to change without notice. Please also consult Keystone's web site at www.keystonerv.com for more current product information and specifications. Tow Vehicle Disclaimer. CAUTION: Owners of Keystone recreational vehicles are solely responsible for the selection and proper use of tow vehicles. All customers should consult with a motor vehicle manufacturer or their dealer concerning the purchase and use of suitable tow vehicles for Keystone products. Keystone disclaims any liability or damages suffered as a result of the selection, operation, use or misuse of a tow vehicle. KEYSTONE'S LIMITED WARRANTY DOES NOT COVER DAMAGE TO THE RECREATIONAL VEHICLE OR THE TOW VEHICLE AS A RESULT OF THE SELECTION, OPERATION, USE OR MISUSE OF THE TOW VEHICLE. *Length is defined as the distance from the centerline of hitch pin/coupler to rear bumper of trailer. ** Fresh water capacity includes water heater. Please review owner's manual prior to purchase for more information on service warranties, extended use, towing and maintenance. Owner's manuals can be found at keystonerv.com. PRINT 09.2022